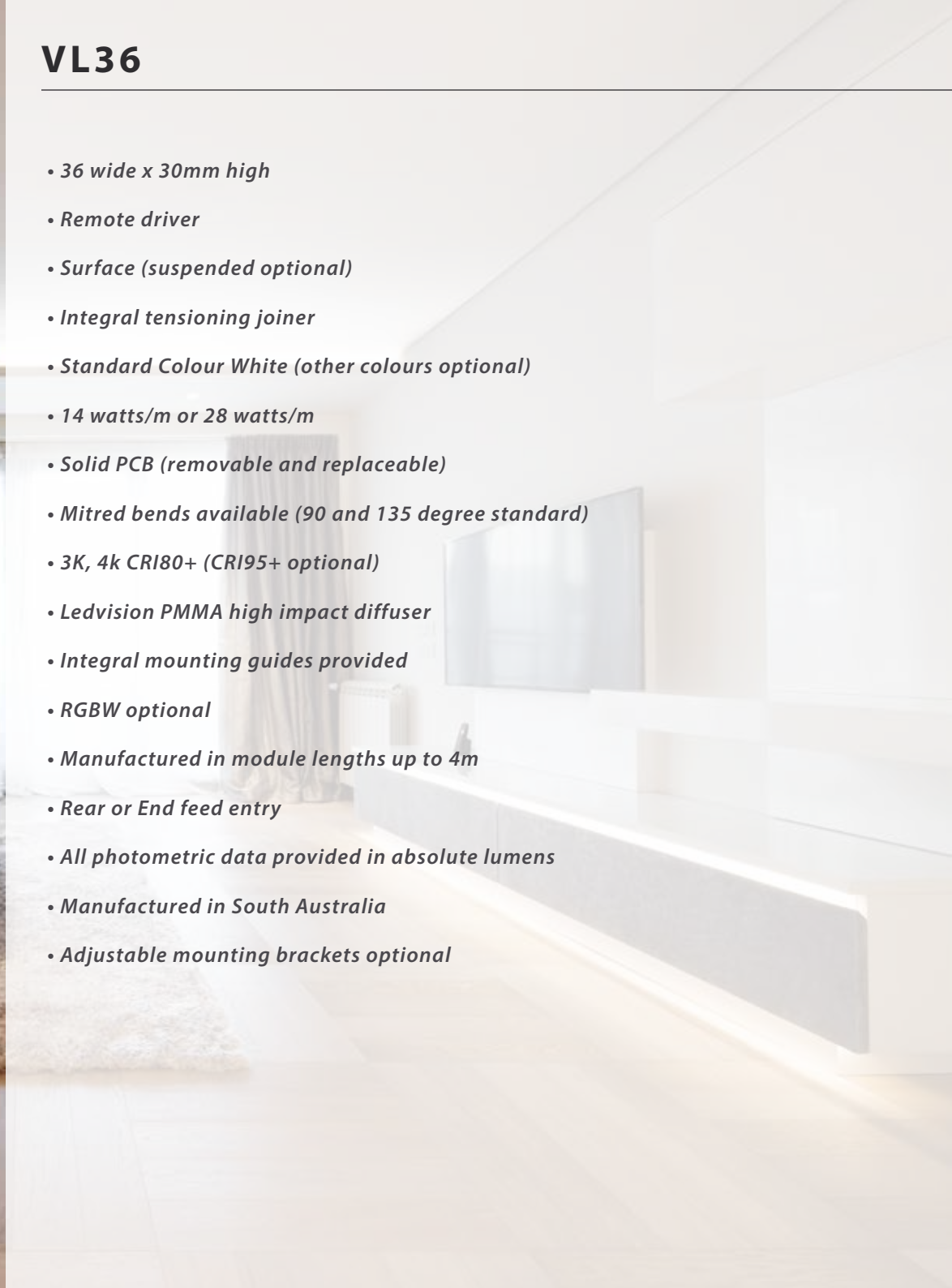




VL36

- *36 wide x 30mm high*
- *Remote driver*
- *Surface (suspended optional)*
- *Integral tensioning joiner*
- *Standard Colour White (other colours optional)*
- *14 watts/m or 28 watts/m*
- *Solid PCB (removable and replaceable)*
- *Mitred bends available (90 and 135 degree standard)*
- *3K, 4k CRI80+ (CRI95+ optional)*
- *Ledvision PMMA high impact diffuser*
- *Integral mounting guides provided*
- *RGBW optional*
- *Manufactured in module lengths up to 4m*
- *Rear or End feed entry*
- *All photometric data provided in absolute lumens*
- *Manufactured in South Australia*
- *Adjustable mounting brackets optional*





VL36

	VOLTAGE	WATTAGE
VL36-14	DC24V	14W/m
VL36-28	DC24V	28W/m
VL36-RGB*	DC24V	28.8W/m
VL36-RGBW*	DC24V	28.8W/m

* Flexible Strip Used

VL36 - SURFACE MOUNT (36w x 30h)

VL36 - 3000/4000K (14w per metre)



VL36 - 3000/4000K (28w per metre)



VL36 - Dual RGB (28.8w per metre)

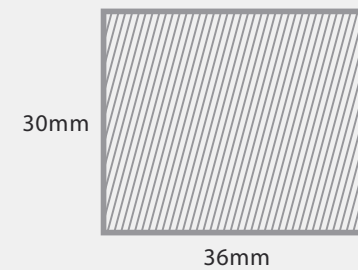


VL36 - Dual RGBW (28.8w per metre)



VL36 PROFILE:

36mm wide x 30mm high



INCLUSIONS :

Concealed Mounting Guides
Solid PCB (7 & 14W, 3K, 4K)
Tensioning joiner

DIFFUSER :

Ledvision PMMA
high impact

OPTIONS *on request :

Black (reduced efficiency). Custom
Adjustable Brackets

VL36R [VL46]

- *46 wide x 30mm high*
- *Remote driver*
- *Recessed mounting*
- *Easy install/remove mounting bracket*
- *Integral tensioning joiner*
- *Standard Colour White (other colours optional)*
- *14 watts/m or 28 watts/m*
- *Solid PCB (removable and replaceable)*
- *Mitred bends available (90 and 135 degree standard)*
- *3K, 4k CRI80+ (CRI95+ optional)*
- *Ledvision PMMA high impact diffuser*
- *Integral mounting guides*
- *RGBW optional*
- *Manufactured in module lengths up to 4m*
- *Rear Power Entry*
- *All photometric data provided in absolute lumens*
- *Manufactured in South Australia*



VL36R [VL46]

	VOLTAGE	WATTAGE
VL36R-14	DC24V	14W/m
VL36R-28	DC24V	14W/m
VL36R-RGB*	DC24V	28.8W/m
VL36R-RGBW*	DC24V	28.8W/m

* Flexible Strip Used

VL36R - RECESS MOUNT (46w x 30h)

VL36R - 3000/4000K (14w per metre)



VL36R - 3000/4000K (28w per metre)



VL36R - Dual RGB (28.8w per metre)

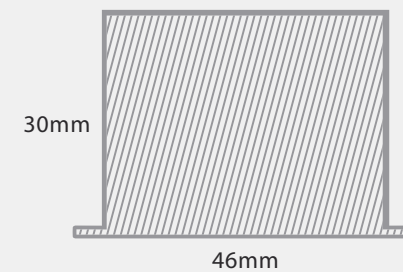


VL36R - Dual RGBW (28.8w per metre)



VL36R PROFILE:

46mm wide x 30mm high



INCLUSIONS :

Concealed Mounting Guides
Easy Fit Mounting Brackets
Solid PCB (7 & 14W, 3K, 4K)

DIFFUSER :

Ledvision PMMA
high impact

OPTIONS *on request :

Black (reduced efficiency), Custom

ABSOLUTE LUMENS PER METRE

VL26: 26mm W x 11mm H




VL36: 36mm W x 30mm H




VL36R: 46mm W x 30mm H




VL70: 70mm W x 75mm H



VL70R: 87mm W x 75mm H



VL70UD: 70mm W x 114mm H



VL11 IP67: 11mm W x 21mm H

(Extrusion Option 14mm W x 26mm H)



VL16 IP67: 16mm W x 16mm H

(Extrusion Option 19mm W x 24mm H)



VL19: 19mm W x 9mm H



VL24: 54mm W x 17mm H



MODEL	WATTAGE	ABSOLUTE LUMENS	
		3000K	4000K
VL26	7W	642	694
VL26	14W	1121	1256
VL36 / R	14W	1124	1222
VL36 / R	28W	2053	2204
VL70 / R / UD	17W	1454	1602
VL70 / R / UD	24W	2090	2304
VL70 / R / UD	32W	2750	3031
VL11	10W	627	703
VL16	10W	756	847
VL19	5W	436	476
VL19	10W	822	904
VL19	20W	1514	1633
VL24	10W	740	814

All data is per metre
LEDvision diffuser (VL26 - 36 - 70)